



KRZESŁA SKLEJKOWE



JET SYSTEM
Design: Ronald Straubel



LIGO, RESSO, SENSI
Design: PDT

JET SYSTEM LIGO RESSO SENSI

4-11

12-15

16-19

20-27



CHROM (III)
Technologia przyjazna
dla środowiska.

Produkty zawierające powłoki
galwaniczne wykonane z użyciem
chromu trójwartościowego.

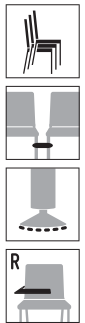
CHROMIUM (III)
Eco-Friendly Technology

Products plated
with trivalent chromium.

**5 YEARS
GUARANTEE**
5 LAT GWARANCJI



KRZESŁA AUDYTORYJNE NA NOGACH LUB NA PŁOZIE /
AUDITORY CHAIRS ON LEGS OR CANTILEVER



JET K1H CHROM



JET K1H CHROM



JET K1V CHROM



JET K1H CHROM



JET K1V CHROM



JET K1V CHROM 2P



JET K1H CHROM 2P



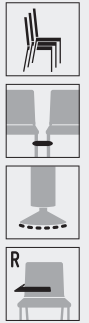
JET K1H CHROM 2PB



JET K1H CHROM 2PB



JET K1H CHROM 2P



JET K2H SATYNA 2P



JET K2H SATYNA 2P



JET K2V CHROM 2P



JET K2H SATYNA 2P



JET K2V CHROM 2P

KRZESŁA KAFETERYJNE / *COFFE CHAIRS*



JET K1C CHROM SKJ 33



JET K1C CHROM RAL 4005



JET K1C CHROM RAL 1003



JET K1C CHROM RAL 9005



JET K1CH METALIK
krzesło barowe / *bar stool*



JET SC CHROM
stolik kafeteryjny / *coffee table*



2 x JET K1C CHROM



JET SC CHROM



5 rodzajów montowanych półek pozwala dostosować wózek do różnych potrzeb
5 types of shelves allow server to adjust to various needs



JET RW CHROM
wózek / server



JET RP2
półka duża
large shelf



JET RP1
półka mała
small shelf



JET RP4
półka głęboka
deep shelf



JET RP3
półka płytka
shallow shelf



JET RP5
szuflada
drawer



JET RWG CHROM
wózek z gniazdkiem
server with an electrical socket



UK
uchwyt na komputer
computer handle



uchwyt na kabel
wire handle



JET SM CHROM
stolik osobisty / *personal desk*



JET RM CHROM
mównica / *lectern*



JET SD1 / SD2 CHROM
stół / *table*



stoły JET dostępne na kółkach lub na stopkach
JET tables are available with castors or glides



JET RS METALIK
ścianka działowa / *pinwall*



JET RG CHROM
garderoba / *coat stand*



JET RF METALIK
flipchart / *flipchart*



LIGO K11H SATYNA



LIGO K11H METALIK



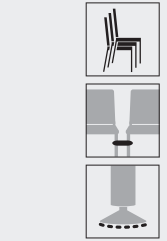
LIGO K21H METALIK



LIGO K31H METALIK

2

LIGO



LIGO K32H CHROM



LIGO K32H CHROM



LIGO K12H CZARNY



LIGO K22H CZARNY



LIGO K33 H SATYNA



LIGO K43H CHROM



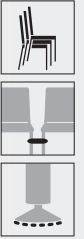
LIGO K13H CHROM



LIGO K23H CHROM z łącznikiem

4

LIGO



LIGO K44H CHROM



LIGO K14H CHROM



LIGO K24H CHROM



LIGO K44H CHROM

RESSO K13H CHROM

RESSO K14H CHROM 2P

RESSO K12H CZARNY

RESSO K14H METALIK

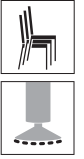




RESSO K11H CHROM



RESSO K12H CZARNY 2P



RESSO



RESSO K13H CHROM



RESSO K14H METALIK



RESSO K11H SATYNA



RESSO K13H CHROM



RESSO K11H CHROM 2P



RESSO K11H CHROM



RESSO K12H CZARNY

RESSO



Podfokietniki z nakładką
Armrest with pad



RESSO K14H CHROM 2P



RESSO K13H CHROM



RESSO K14H METALIK





SENSI





SENSI K1H CHROM 2P



SENSI K1H CHROM



SENSI K1H CHROM



SENSI K1H CHROM 2P



SENSI K1H CHROM



SENSI



SENSI K3H SATYNA 2P



SENSI K1H CHROM 2P



SENSI K1H CHROM



SENSI K4H CHROM 2P



SENSI K2H CZARNY



3 x SENSI K1H CHROM



HOCKERY / BAR STOOLS

SENSI



SENSI K1CH CZARNY



SENSI K1CH CHROM



SENSI K1CH METALIK



SENSI K1CH CHROM



SENSI K1CH METALIK



SENSI K1CH CZARNY



2 x SENSI K1H CHROM 2P

SENSI S4 CHROM



Konstrukcja modelu z podłokietnikami pozwala na swobodne wieszanie krzeseł na blacie stołu.
Construction of model with armrests allows easy hanging on table-top.

Możliwość sztaplowania stołów SENSI (do 4 sztuk)
Possibility of stacking SENSI tables (up to 4 pcs.)

SENSI



SENSI S3 CHROM



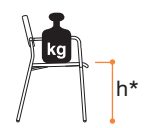
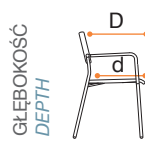
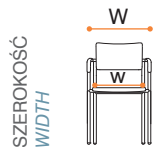
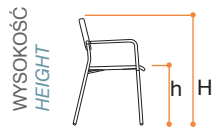
SENSI S4 CHROM



SENSI S2 CHROM



SENSI S1 CHROM



Wysokość siedziska
 Wysokość siedziska
 zmierzona bez obciążenia.
 *Wysokość siedziska
 zmierzona zgodnie z normą
 PN EN 13761.
Seat height
 Seat height is measured
 without seat burden.
 *Seat height measured
 according to
 PN EN 13761 norm.




JET K1H



H 800 / W 520 / D 550
 h 460 / w 420 / d 460

h* 430



1010
 590 680


5,0 kg netto
 8,0 kg brutto

JET K1H 2P

H 800 / W 540 / D 550
 h 460 / w 420 / d 460

h* 430 / P 670



1010
 590 680

7,0 kg netto
 10,0 kg brutto




JET K2H


H 800 / W 520 / D 560
 h 470 / w 430 / d 470

h* 440



1010
 590 680


6,0 kg netto
 9,0 kg brutto

JET K2H 2P

H 800 / W 540 / D 560
 h 470 / w 430 / d 470

h* 440 / P 670




1010
 590 680

8,0 kg netto
 11,0 kg brutto

JET SYSTEM - hoker / *hocker*

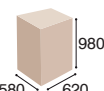
JET SYSTEM - elementy pozostałe / *other elements* str. 10-11



JET K1CH

H 930 / W 530 / D 540
 h 700 / w 420 / d 420

h* 670



980
 580 620

7,0 kg netto
 10,0 kg brutto




730

Ø 750

Ø 480

JET SC


18,0 kg netto



760

670 560


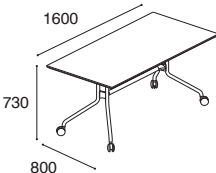
JET SM



780
 610 710

7,5 kg netto
 11,5 kg brutto

JET SYSTEM - elementy pozostałe / *other elements* str. 10-11

1600

730

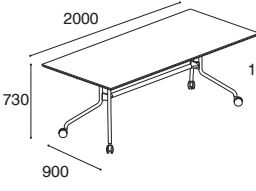
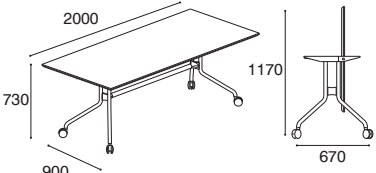
800

1160

670

JET SD1

45,0 kg netto

2000

730

900

1170

670

JET SD2

50,0 kg netto



2

JET K1V

H 800 / W 500 / D 580
h 460 / w 420 / d 460

h* 430



7,0 kg netto
10,0 kg brutto

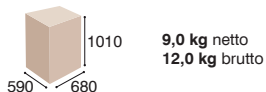


2

JET K1V 2P

H 800 / W 540 / D 580
h 460 / w 420 / d 460

h* 430 / P 670



9,0 kg netto
12,0 kg brutto

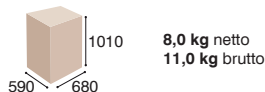


4

JET K2V

H 800 / W 500 / D 590
h 470 / w 430 / d 470

h* 440



8,0 kg netto
11,0 kg brutto

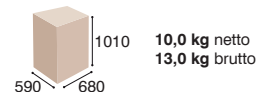


2

JET K2V 2P

H 800 / W 540 / D 590
h 470 / w 430 / d 470

h* 440 / P 670



10,0 kg netto
13,0 kg brutto




4

JET K1 C

H 800 / W 560 / D 560
h 450 / w 410 / d 460

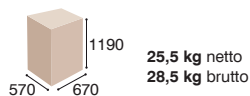
h* 420



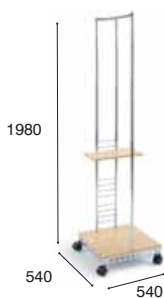
5,0 kg netto
8,0 kg brutto



JET RM

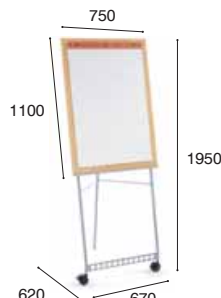


25,5 kg netto
28,5 kg brutto

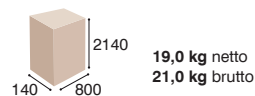


JET RG

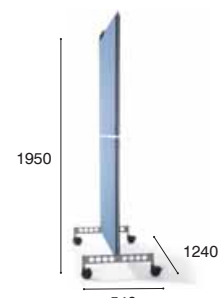
17,0 kg netto



JET RF



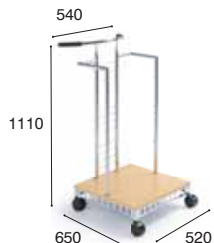
19,0 kg netto
21,0 kg brutto



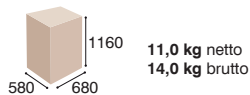
JET RS

39,0 kg netto

elementy wózka / elements of server str. 11



JET RW / RWG



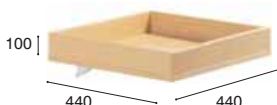
11,0 kg netto
14,0 kg brutto



JET RP3



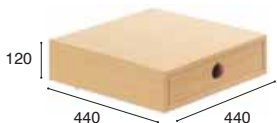
2,5 kg netto
3,5 kg brutto



JET RP4




3,5 kg netto
4,5 kg brutto



JET RP5




8,5 kg netto
9,5 kg brutto



JET RP2



5,0 kg netto
7,0 kg brutto



JET RP1

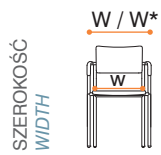
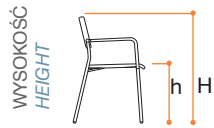


3,5 kg netto
4,5 kg brutto

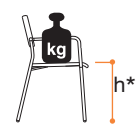


JET UK

2,0 kg netto



W*
szerokość całkowita z łącznikiem w rzędy
total width including linking part



Wysokość siedziska
Wysokość siedziska zmierzona bez obciążenia.
*Wysokość siedziska zmierzona zgodnie z normą PN EN 13761 (z obciążeniem).
Seat height
Seat height is measured without seat burden.
Seat height measured according to PN EN 13761 norm (with seat burden).



LIGO K11H
H 850 / W 510 / D 560
h 460 / w 430 / d 390
h* 410 / W* 530
5,0 kg netto



LIGO K12H
H 850 / W 510 / D 560
h 460 / w 430 / d 390
h* 410 / W* 530
5,0 kg netto



LIGO K13H
H 850 / W 510 / D 560
h 460 / w 430 / d 390
h* 410 / W* 530
5,0 kg netto



LIGO K14H
H 850 / W 510 / D 560
h 460 / w 430 / d 390
h* 410 / W* 530
5,0 kg netto



LIGO K21H
H 850 / W 510 / D 560
h 460 / w 430 / d 390
h* 420 / W* 530
6,0 kg netto



LIGO K22H
H 850 / W 510 / D 560
h 460 / w 430 / d 390
h* 420 / W* 530
6,0 kg netto



LIGO K23H
H 850 / W 510 / D 560
h 460 / w 430 / d 390
h* 420 / W* 530
6,0 kg netto



LIGO K24H
H 850 / W 510 / D 560
h 460 / w 430 / d 390
h* 420 / W* 530
6,0 kg netto



RESSO K11 H 2P
H 900 / W 590 / D 560
h 470 / w 430 / d 400
h* 440 / P 690
6,0 kg netto



RESSO K12 H 2P
H 900 / W 590 / D 560
h 470 / w 430 / d 400
h* 440 / P 690
6,0 kg netto



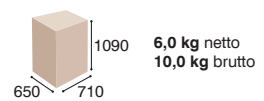
RESSO K13 H 2P
H 900 / W 590 / D 560
h 470 / w 430 / d 400
h* 440 / P 690
6,0 kg netto



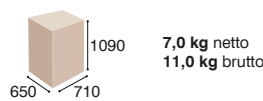
RESSO K14 H 2P
H 900 / W 590 / D 560
h 470 / w 430 / d 400
h* 440 / P 690
6,0 kg netto



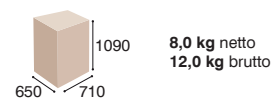
SENSI K1H
H 870 / W 500 / D 530
h 460 / w 420 / d 390
h* 430



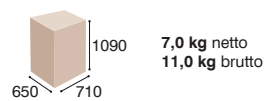
SENSI K2H
H 870 / W 500 / D 530
h 480 / w 420 / d 400
h* 440



SENSI K3H
H 870 / W 500 / D 530
h 480 / w 420 / d 400
h* 440



SENSI K4H
H 880 / W 500 / D 530
h 480 / w 430 / d 370
h* 440





10

LIGO K31H

H 850 / W 510 / D 560
h 470 / w 430 / d 380

h* 420 / W* 530

7,0 kg netto



10

LIGO K32H

H 850 / W 510 / D 560
h 470 / w 430 / d 380

h* 420 / W* 530

7,0 kg netto



10

LIGO K33H

H 850 / W 510 / D 560
h 470 / w 430 / d 380

h* 420 / W* 530

7,0 kg netto



10

LIGO K43H

H 870 / W 510 / D 560
h 470 / w 430 / d 380

h* 420 / W* 530

6,0 kg netto



10

LIGO K44H

H 870 / W 510 / D 560
h 470 / w 430 / d 380

h* 420 / W* 530 mm

6,0 kg netto

RESSO str. 16-19



10

RESSO K11 H

H 900 / W 500 / D 560
h 470 / w 430 / d 400

h* 440

5,0 kg netto



10

RESSO K12 H

H 900 / W 500 / D 560
h 470 / w 430 / d 400

h* 440

5,0 kg netto



10

RESSO K13 H

H 900 / W 500 / D 560
h 470 / w 430 / d 400

h* 440

5,0 kg netto



10

RESSO K14 H

H 900 / W 500 / D 560
h 470 / w 430 / d 400

h* 440

5,0 kg netto

SENSI str. 20-27

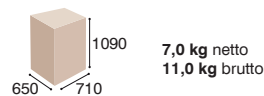


5

SENSI K1H 2P

H 870 / W 570 / D 510
h 460 / w 420 / d 390

h* 440 / P 670



1090
7,0 kg netto
11,0 kg brutto

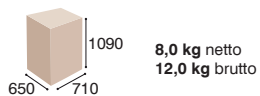


5

SENSI K2H 2P

H 870 / W 570 / D 530
h 480 / w 420 / d 400

h* 440 / P 670



1090
8,0 kg netto
12,0 kg brutto

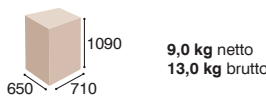


5

SENSI K3H 2P

H 870 / W 570 / D 530
h 480 / w 420 / d 400

h* 440 / P 670



1090
9,0 kg netto
13,0 kg brutto

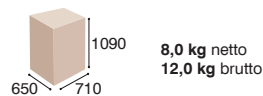


5

SENSI K4H 2P

H 880 / W 570 / D 530
h 480 / w 430 / d 370

h* 440 / P 670

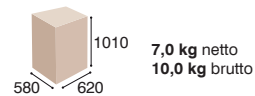


1090
8,0 kg netto
12,0 kg brutto



SENSI K1CH

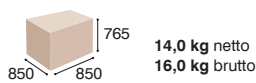
H 960 / W 530 / D 480
h 740 / w 420 / d 390



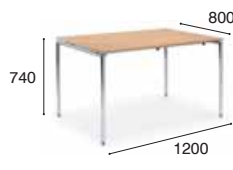
1010
7,0 kg netto
10,0 kg brutto



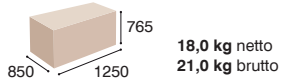
SENSI S3 CHROM



765
14,0 kg netto
16,0 kg brutto



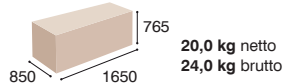
SENSI S2 CHROM



765
18,0 kg netto
21,0 kg brutto



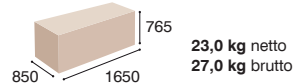
SENSI S4 CHROM



765
20,0 kg netto
24,0 kg brutto



SENSI S1 CHROM



765
23,0 kg netto
27,0 kg brutto

JET RODZAJ OPARCIA I SIEDZISKA
TYPE OF BACKREST AND SEATK1 oparcie i siedzisko ze sklejki
plywood backrest and seatK2 oparcie ze sklejki,
siedzisko tapicerowane
(w wersji audytoryjnej)
plywood backrest,
upholstered seat
(in auditory version)TYP STELAŻA
TYPE OF FRAMEV wersja audytoryjna na płozie
auditory version with cantileverH wersja audytoryjna na nogach
auditory version with legsC wersja kafeteryjna na nogach
coffee version with legsCH krzesło barowe
bar stoolKOLOR STELAŻA
FRAME COLOURblack - CZARNY
metallic - METALIK
chrome - CHROM
satine - SATYNAKOLOR TAPICERKI
(dla wersji K2)
UPHOLSTERY COLOUR
(only for K2 version)WYBARWIENIE SIEDZISKA I OPARCIA
SEAT AND BACKREST COLOUR*H7 sklejka, buk naturalny
plywood, natural beechSKJ 33 sklejka malowana, kolor zielony
painted plywood, greenRAL 1003 sklejka malowana, kolor żółty
painted plywood, yellowRAL 4005 sklejka malowana, kolor fioletowy
painted plywood, violetRAL 9005 sklejka malowana, kolor czarny
painted plywood, black2P PODŁOKIETNIKI
ARMRESTS2P podłokietniki w wersji audytoryjnej
armrests in auditory versionBLAT
TABLE TOPB składany (do wersji audytoryjnej)
folding (for auditory version)

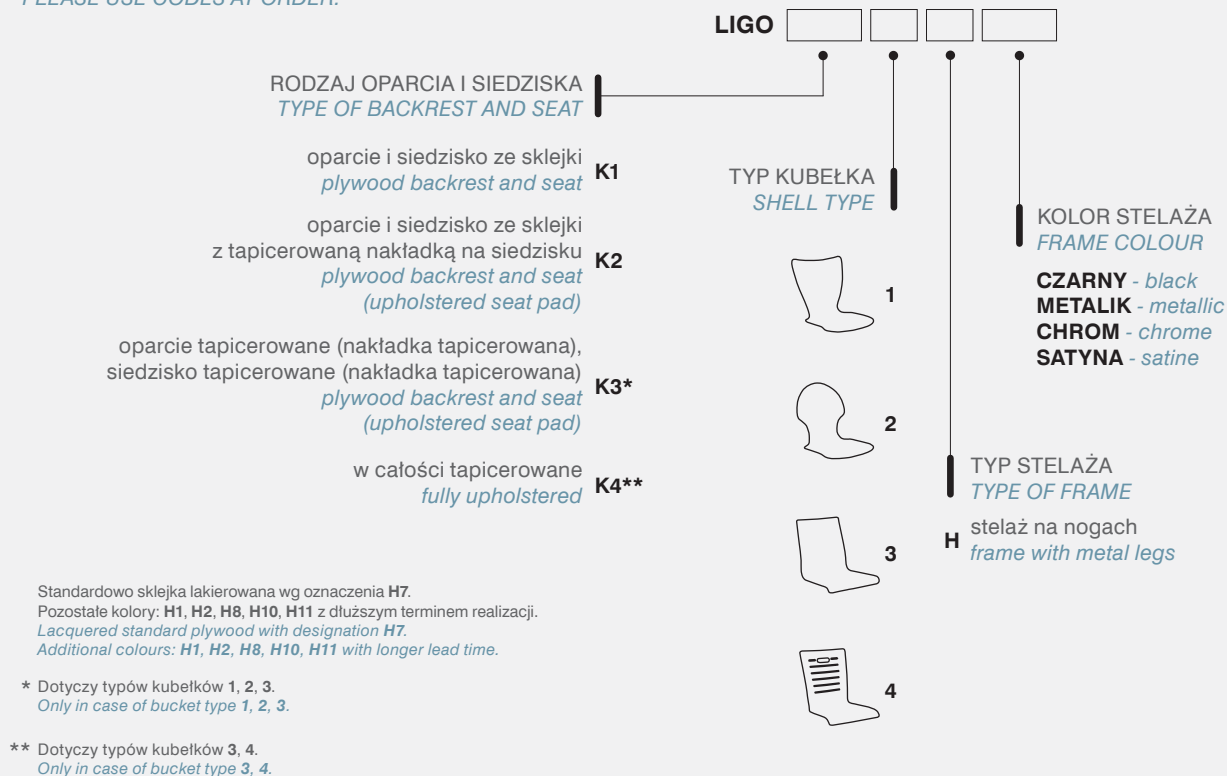
*Pozostałe kolory: H1, H2, H8, H10, H11 z dłuższym terminem realizacji.

*Additional colours: H1, H2, H8, H10, H11 with longer lead time.

JET		[] [] []	
TYP ELEMENTU <i>ELEMENT TYPE</i>			RODZAJE WYKOŃCZEŃ <i>TYPES OF FINISHINGS</i>
stolik duży (160 x 80 cm) <i>large table (160 x 80 cm)</i>	SD1	H7*	sklejka, buk naturalny <i>plywood, naturak beech</i>
stolik duży (200 x 80 cm) <i>large table (200 x 80 cm)</i>	SD2	MB	melamina buk <i>melamine beech</i>
stolik osobisty mały <i>personal desk</i>	SM		*Dotyczy tylko stolika SM. <i>*Only in SM models.</i>
stolik kafeteryjny <i>coffee table</i>	SC		Pozostałe kolory: H1, H2, H8, H10, H11 z dłuższym terminem realizacji. <i>Additional colours: H1, H2, H8, H10, H11 with longer lead time</i>
wózek <i>server</i>	RW		
wózek z gniazdkiem <i>server with electrical socket</i>	RWG		
półka mała <i>small shelf</i>	RP1		
półka duża <i>large shelf</i>	RP2		
półka płytka <i>shallow shelf</i>	RP3		
półka głęboka <i>deep shelf</i>	RP4		
szuflada <i>drawer</i>	RP5		
uchwyt na komputer <i>computer handle</i>	UK		
mównica <i>lectern</i>	RM		
flipchart <i>flipchart</i>	RF		
garderoba <i>coat stand</i>	RG		
ścianka działowa <i>pinwall</i>	RS		
		KOLOR STELAŻA <i>FRAME COLOUR</i>	
		CZARNY - <i>black</i>	
		METALIK - <i>metallic</i>	
		CHROM - <i>chrome</i>	
		SATYNA - <i>satine</i>	
			nie dotyczy elementu UK <i>do not concern UK element</i>

PRZY ZAMÓWIENIU PROSIMY STOSOWAĆ SYMBOLE WEDŁUG KODU:
PLEASE USE CODES AT ORDER:

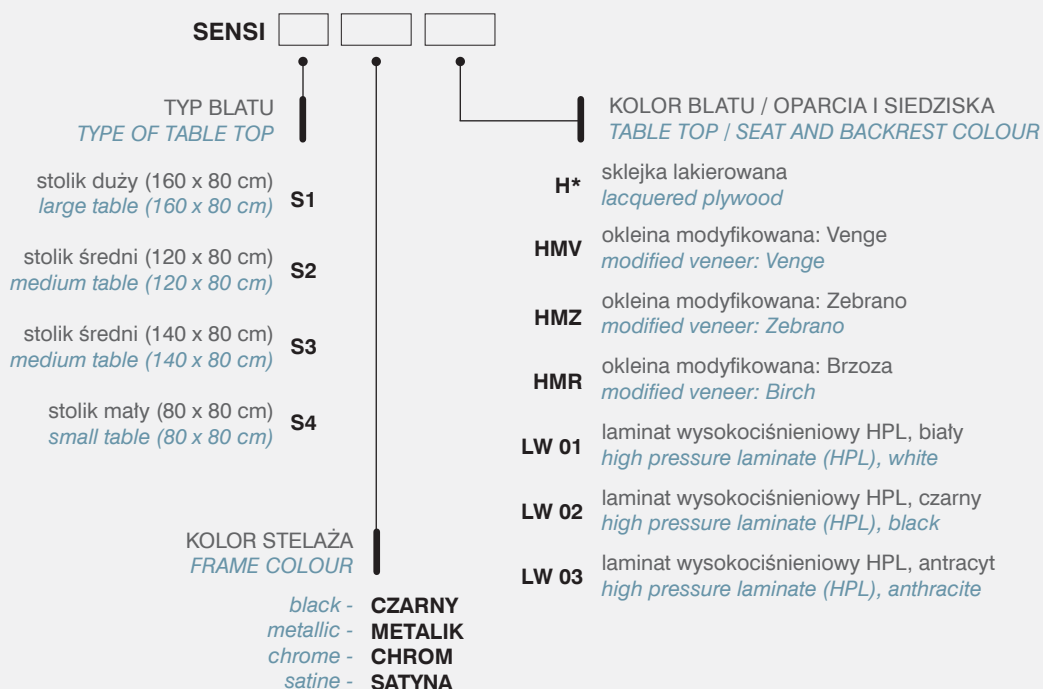
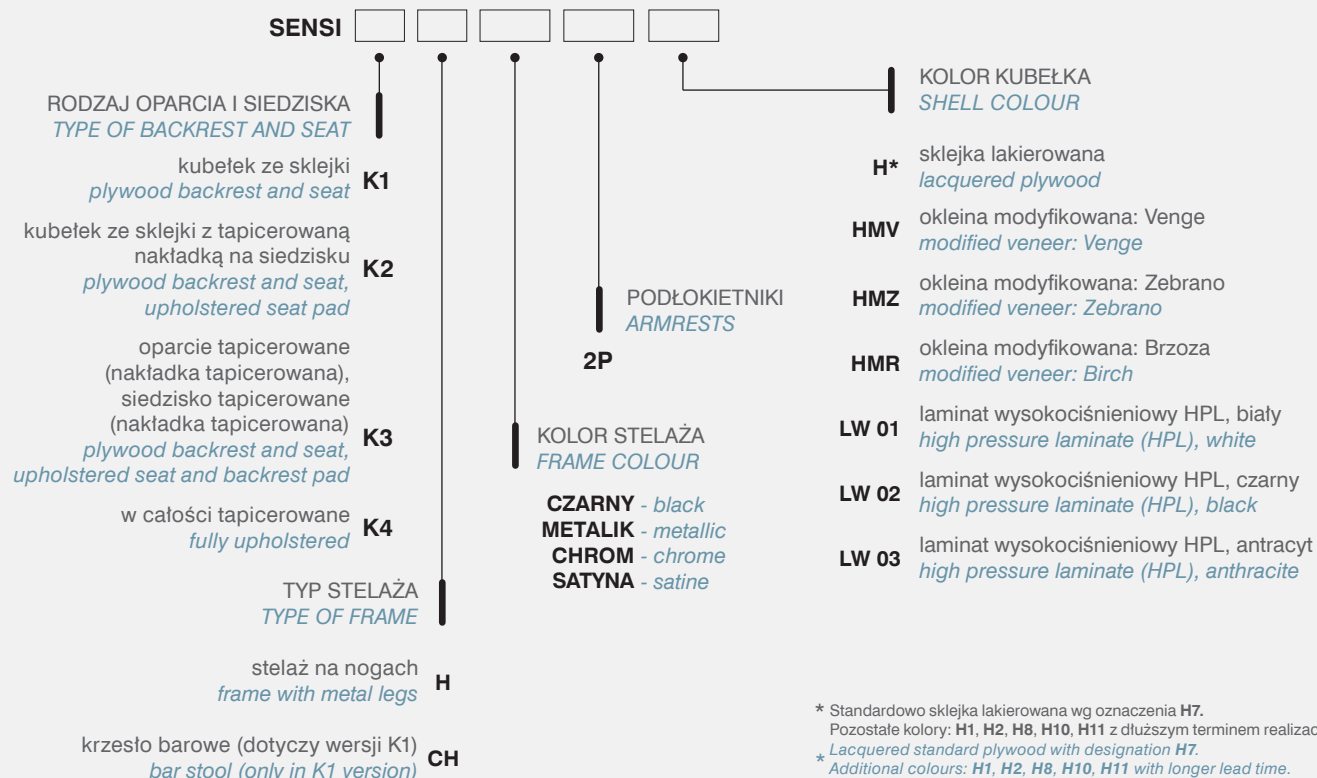
LIGO



PRZY ZAMÓWIENIU PROSIMY STOSOWAĆ SYMBOLE WEDŁUG KODU:
PLEASE USE CODES AT ORDER:

RESSO







www.profim.pl

Producent zastrzega sobie prawo do zmian konstrukcyjnych i zmiany parametrów nie pogarszających walorów użytkowych produktów. Kolory reprodukowane w katalogu mogą odbiegać od rzeczywistych kolorów oferowanych mebli.

*The producer reserves the right to conduct construction changes and improvements of the products.
Colours presented in the catalogue may vary from the original colours of furniture.*